

GT Series Glass Washers




Drive Assembly Components

ITEM NO.	PART NO.	DESCRIPTION
1	GT-037600 (was GT-21100)	Drive Shaft
2	GT-036025	Spacer (3 required)
3	GT-036800 (was GT-21120)	Flange Bearing (2 required)
4	GT-031504 (was GT-21200)	Mount, Motor, CW Rotation
5	GT-031506 (was GT-21205)	Mount, Motor, CCW Rotation
6	GT-038705 (was GT-10301)	Screw, Drive Motor Mounting, 10-32 x 3/4" (4 required)
7	GT-036001 (was GT-12220)	Lockwasher, #10, Drive Motor Mounting Screw (4 required)
8	GT-038746	Bolt, Motor Mounting to Tank, Hex, Washer Head, 1/2"-20 x 5/8" (4 required)

ITEM NO.	PART NO.	DESCRIPTION
9	GT-031000 (was GT-11302)	Pulley, 3", with Set Screw and Machined Center, Drive Shaft
10	GT-031001 (was GT-21302)	Pulley, 2", with Set Screw and Sleeve, Drive Motor
11	GT-038706 (was GT-11308)	Screw, Set, Drive Shaft or Drive Motor Pulley, 5/16"-18 x 1/2"
12	GT-038404 (was GT-11310)	Sleeve, Drive Motor Pulley, 3/8" to 1/2"
13	GT-034800 (was GT-21240)	Belt, 27", GT-24
	GT-034801 (was GT-21425)	Belt, 33", GT-30
14	GT-035100 (was GT-11500)	Motor, Drive, 1/2 RPM (Merkle-Korff)
15	GT-032800 (was GT-11501)	Fan Blade, Drive Motor

▶ NOTE: Parts List on page 305


DRIVE ASSEMBLY COMPONENTS



CCW View

CW View

ELECTRICAL COMPONENTS



(Illustration on page 307.)






Electrical Components

ITEM NO.	PART NO.	DESCRIPTION
	GT-035500 (was GT-20101)	Wire Harness, GT-24
	GT-035501 (was GT-20102)	Wire Harness, GT-30
1	GT-033400 (was GT-20103)	Switch, Conveyor and Fill (2 required)
2	GT-033401 (was GT-20105)	Switch, Prime, Momentary (2 required)
3	GT-034900 (was GT-10110)	Light, Power, Green, 240VAC
4	GT-034906	Light, Check Chemicals, Flasher, 125VAC
5	GT-033402 (was GT-20200)	Switch, Liquid Level and Low Level Air
6	GT-038700 (was GT-20202)	Screw, Air Switch Mounting, 4-40 x 3/4" Phillips (2 required)
7	GT-033409	Switch, Glass Stop with Roller
8	GT-038439 (was GT-10222)	Spring, 18-1/2 ounce
9	GT-033417 (was GT-10225)	Switch Insulator
10	GT-038731	Screw, Switch Retaining, 6-32 x 1", HH, MS, zinc (2 required)
11	GT-036000 (was GT-10231)	Washer, Switch Retaining Screw, Star, #6 (2 required)
12	GT-034100 (was GT-10300)	Relay
13	GT-038772	Screw, Relay Mounting, 10-32 x 1-1/4" PPH, MS, SS (2 required)
14	GT-033200 (was GT-10400)	Thermostat
15	GT-038702 (was GT-20201)	Screw, Thermostat Mounting, #6 x 1/2" (2 required)
16	GT-031541	Bracket, Thermostat Mounting
17	GT-038433	Grommet, Thermostat Mounting Bracket, Relay Mounting
18	GT-038753	Screw, Thermostat Mounting Bracket, 10 x 5/8", PPH, zinc (2 required)
19	GT-035300 (was GT-20453)	Gauge, Digital Temperature with Probe
20	GT-038703 (was GT-20451)	Screw, Temperature Gauge Mounting, Flat Head, 4-40 x 1"
21	GT-035700 (was GT-20452)	Nut, Temperature Gauge Mounting, 4-40
22	GT-038444 (was GT-20458)	Retaining Plate, Rinse Tank Sensor Bulb
23	GT-038414 (was GT-20460)	Retaining Plate, Wash Tank Thermostat Bulb
24	GT-035701	Nut 8-32, Sensor and Thermostat Bulb, Retaining Plate, Electrical Box Mounting
	GT036000	Washer, Sensor and Thermostat Bulb, Retaining Plate, Star, #6
25	GT-034700 (was GT-20500)	Heater, Perimeter Style, 240V
	GT-034701 (was GT-20510)	Heater, Perimeter Style, 208V
26	GT-034200 (was GT-20610)	Transformer, Low Level Sensor and Temperature Gauges (primary – 120 VAC, secondary – 24VAC)
27	GT-038744	Screw, Transformer Mounting, 10-32 x 3/8" phillips, TH, SM, SS
28	GT-036700 (was GT-20700)	Plug, Three Wire
29	GT-036701 (was GT-20705)	Plug, Six Wire
30	GT-033301 (was GT-20701)	Receptacle, Three Wire
31	GT-033302 (was GT-20706)	Receptacle, Six Wire
32	GT-036702 (was GT-20710)	Plug, Solderless Terminal
33	GT-033303 (was GT-20711)	Receptacle, Solderless Terminal
34	GT-040730 (was GT-10960)	Cover, Electrical Box
35	GT-040729 (was GT-10961)	Electrical Box
36	GT-031500 (was GT-10962)	Bracket, Electrical Box
37	GT-038401 (was GT-10963)	Grommet, Electrical Box
38	GT-038716	Bolt, Electrical Box, 8-32 x 1/2", hex head (2 required)
	GT-036001 (was GT-12220)	Lockwasher, Large, Star, #10

GLASS STOPS, CURTAINS, RINSE TANK GUIDES, AND CONVEYORS



Clockwise Model Shown



*(Illustration on page 309.)***Glass Stops, Curtains, Rinse Tank Guides, and Conveyors**

ITEM NO.	PART NO.	DESCRIPTION
1	GT-038300 (was GT-27402)	Glass Stop Arm Assembly, GT-24 (consists of: GT-038301, GT-038302, GT-038303 and GT-038319)
	GT-038323	Glass Stop Arm Assembly, GT-30 (consists of: GT-038322, GT-038302, GT-038303, and GT-038319)
2	GT-038301 (was GT-16360)	Glass Stop Arm with Flag, GT-24
	GT-038322	Glass Stop Arm with Flag, GT-30
3	GT-038302 (was GT-16370)	Gear, Small, with Allen Screw
4	GT-038711 (was GT-16375)	Allen Screw Only
5	GT-038303 (was GT-16380)	Gear, Large
6	GT-038319 (was GT-16385)	Washer, Retaining, for Large Gear
7	GT-036300 (was GT-17011)	Curtain, Front, GT-24
	GT-036301 (was GT-17013)	Curtain, Front, GT-30

ITEM NO.	PART NO.	DESCRIPTION
8	GT-036302 (was GT-27020)	Curtain, Wash or Rinse, GT-24, 13 1/2" (2 required)
	GT-036303 (was GT-27025)	Curtain, Wash or Rinse, GT-30, 17" (2 required)
9	GT-037200 (was GT-27030)	Curtain Set, GT-24 (consists of: one GT-036300 and two GT-036302)
	GT-037201 (was GT-27035)	Curtain Set, GT-30 (consists of: one GT-036301 and two GT-036303)
10	GT-036400 (was GT-27110)	Rinse Tank Guide, GT-24, Clockwise
	GT-036401 (was GT-27111)	Rinse Tank Guide, GT-24, Counterclockwise
	GT-036402 (was GT-27120)	Rinse Tank Guide, GT-30, Clockwise
	GT-036403 (was GT-27125)	Rinse Tank Guide, GT-30, Counterclockwise
11	GT-034400 (was GT-27310)	Conveyor, GT-24
	GT-034401 (was GT-27330)	Conveyor, GT-30
12	GT-032907	Stemware Rack for GT-24
	GT-032910	Stemware Rack for GT-30



www.whaleyfoodservice.com
VISIT US TODAY!